
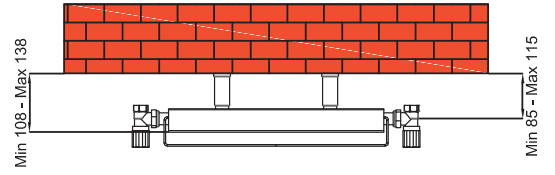


MODERN Tasarım Serisi / Modern Design Series
FLOWER

DEFNE

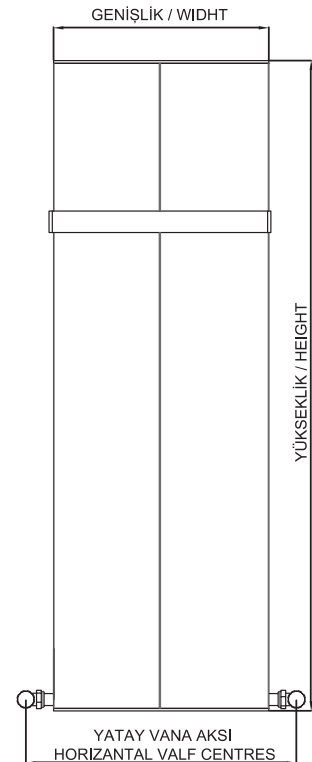
79



Electrical kit 1



Electrical kit 2



YATAY VANA AKSI
HORIZONTAL VALF CENTRES



Heyecan verici ve Sıcak Kanlı

Exciting and Friendly

Heyecan ve Sıcaklık, sadelik, beraberinde keskin hatlar ve dinamizm, sizleri farklı bir dünyaya taşıyacak.


Excitement and warmth, sharp lines and dynamism with simpleness will move you to a unusual world.


Defne Teknik Özellikleri / Defne Technical Informations

FLOWER DEFNE	Birim Unit	Model Kodu Model Code	Model Kodu Model Code
Model Kodu / Model Code	FDE	FDE-400/1000	FDE-400/1200
Dilim sayısı / Number of Section	Adet / Pc	2	2
Isıtma Yüzeyi / Heating Surface	m ²	1,40	1,68
Yükseklik / Height	mm	1000	1200
Dikey eksenler arası / Vertical centers	mm	500	500
Genişlik / Width	mm	400	400
Su hacmi / Water Capacity	Litre / Lt	1,52	1,82
Isıl güç/Power ΔT 60 (90/ 70-20 °C)	Watt	426	510
Isıl güç/Power ΔT 60 (90/ 70-20 °C)	Kcal / h	367	440
Isıl güç/Power ΔT 50 (75/ 65-20 °C)	Watt	344	412
Isıl güç/Power ΔT 50 (75/ 65-20 °C)	Kcal / h	297	355
Duvar - Tesisat Aksı / Wall-Centers	mm	85 - 115	85 - 115
Duvar-Havlupan Önü / Towel Front	mm	108 - 138	108 - 138
Ağırlık / Weight	Kg / Ad / Unit	4,48	5,38

 Elektrikli Kullanıma Uygun
Electrical Use

 Merkezi Sisteme Uygun
Central System

 Max. İşletme Basıncı 10 Bar
Max. Operating Pressure 10 Bar

 Max. Çalışma Sıcaklığı 95°C
Max. Working Temperature 95

 Alüminyum Malzeme
Aluminum Material

 Garanti
Warranty

 Elektrostatik Toz Boya
Electrostatic Powder Finish

 Deri Desen Uygulama
Crocodile Texture Finish

Bağlantı Çapı / Diameter of Connection 1/2"