

Data sheet

Thermostatic Mixing Valve TVM-W

Description



- The quick reaction of the thermostatic elements ensures accurate temperature control.
- It is suitable for single outlets (e.g. baths, basins, showers and bidets) or small numbers of grouped outlets.
- Its robust and non-complex construction provides superior reliability, improved safety, energy efficiency and user comfort. If the cold supply fails, a total and fast flow shut-off results in greater safety for the end-user. Simplified design and construction, with fewer components, ensures superior reliability, longevity and safety.
- The TVM-W ensures a high level of protection from scalding, which is important especially in hospitals, schools or multi family houses (e.g. in case of legionella disinfections).

Main data:

- Setting temperature in the range 35 ... 70 °C
- Preset and locked at 50 °C
- Locking function locks the set temperature
- DN 20 and DN 25
- Shuts off flow if the hot or cold supply fails
- Maintains the temperature by varying supply conditions
- integrated non-return valves

The TVM-W is a self-acting mixing valve, which provides mixed water at a constant temperature. It is used for instant supply of water at a required temperature in domestic hot water applications.

Ordering

Type	DN	Connection	Temp. range (°C)	E (l/min)	k _{vs} ¹⁾	Code No.
TVM-W	20	G 1	35 ... 70	35	2.1	003Z3145
	25	G 1¼	35 ... 70	55	3.3	003Z3146

E = extracted (outlet) quantity at Δp = 1.0 bar
¹⁾ with check valve

Accessories and spare parts

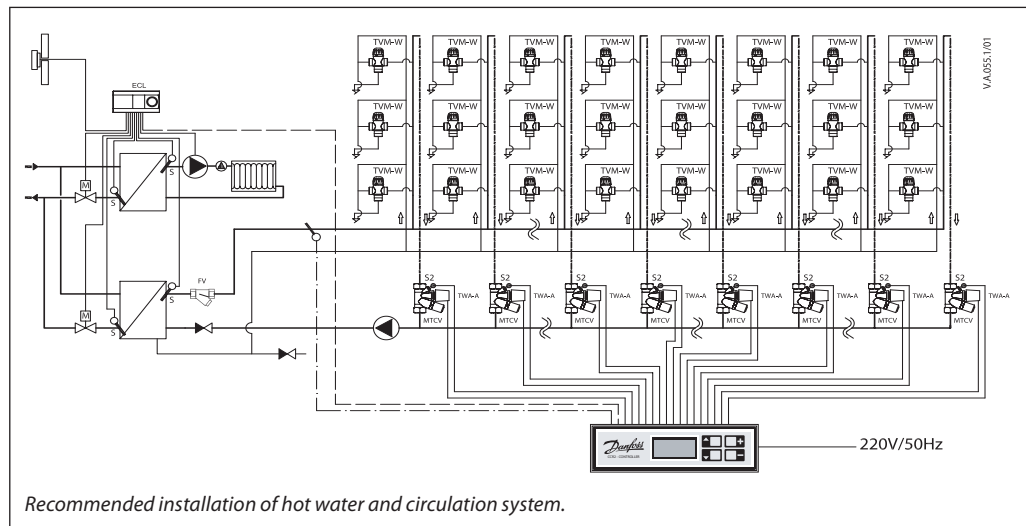
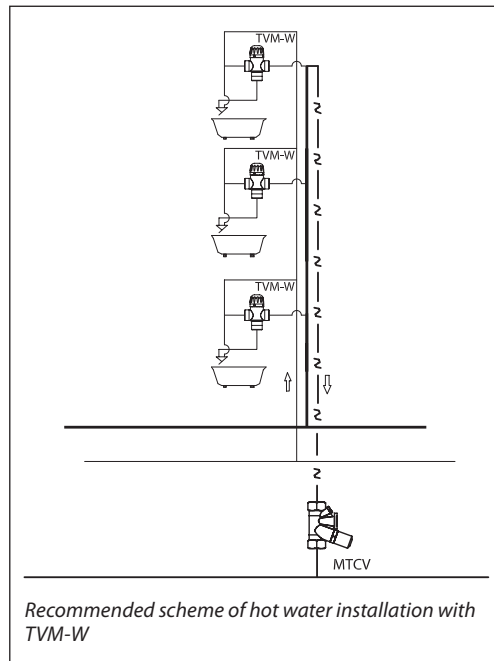
Type	Max. pressure (bar)	Max. temperature (°C)	Code No.
Non-return valve DN 20	10	90	003Z3137
Non-return valve DN 25	10	90	003Z3138
Thermostatic element			003Z3139
Fitting set DN 20			003Z3134
Fitting set DN 25			003Z3135

Technical data

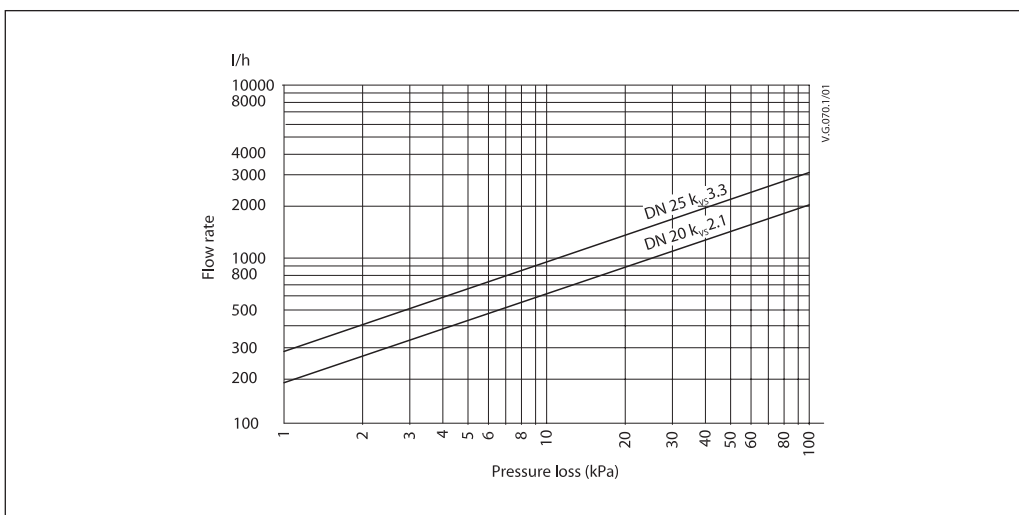
Factory temperature presetting	°C	50
Cold water supply temperature		10
Hot water supply temperature		70
Temperature stability (depend on pressure and temperature)		± 3
Max. hot water temperature	bar	90 ¹⁾
Max. operating pressure		10
Min. operating pressure		0.5
Constant inlet pressure differential ²⁾		2
Supply pressure, (dynamic)		5
Materials		
Body	DZR + antilimescale treatment	
Plastic cap	Polystyrene	
Spring	SS steel 1.4301 (inoydable)	
Sealing	EPDM	

¹⁾ 100 °C without Non-return valve
²⁾ Between cold and worm inlets

Applications



Pressure diagram



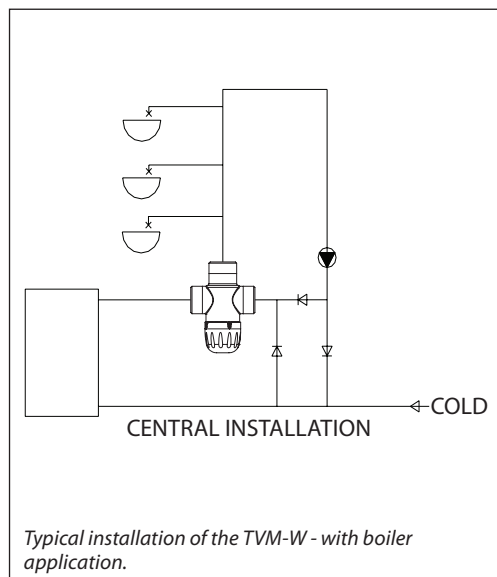
Installation

By mixing hot and cold water to achieve the desired temperature, the valve effectively provides a greater volume of hot water from the given tank size.

High temperature water storage prevents the growth of legionella bacteria.

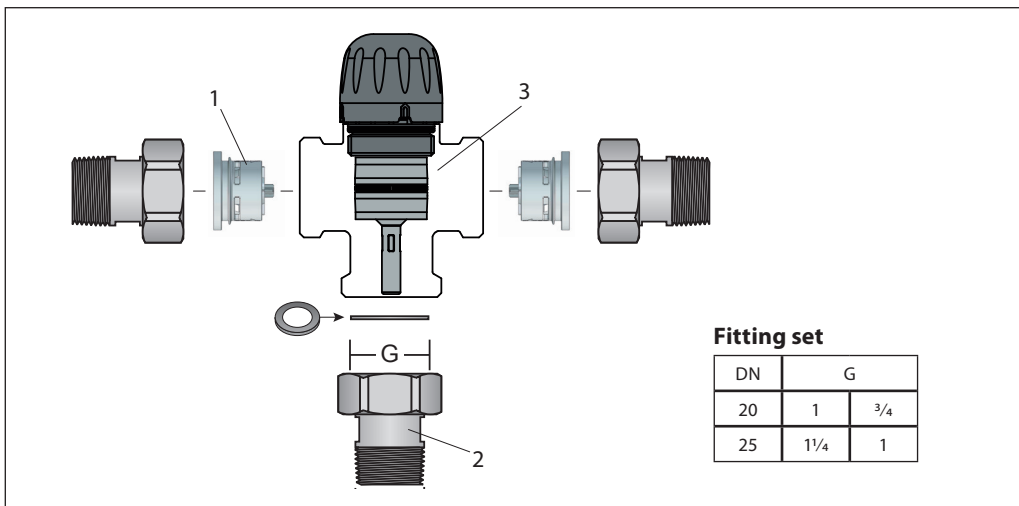
The valve can be installed in any position into the riser:

- In situations where the hot pressure may exceed the cold pressure and on pumped systems, non-return valves must be fitted to both hot and cold inlets.
- A TVM-W will provide optimum performance when installed with hot and cold supplies of equal dynamic pressure, i.e. pressure under flow conditions.
- In order to ensure the correct function of the failsafe and optimum performance it is recommended that the hot supply temperature is at least 10 °C higher than the set temperature.

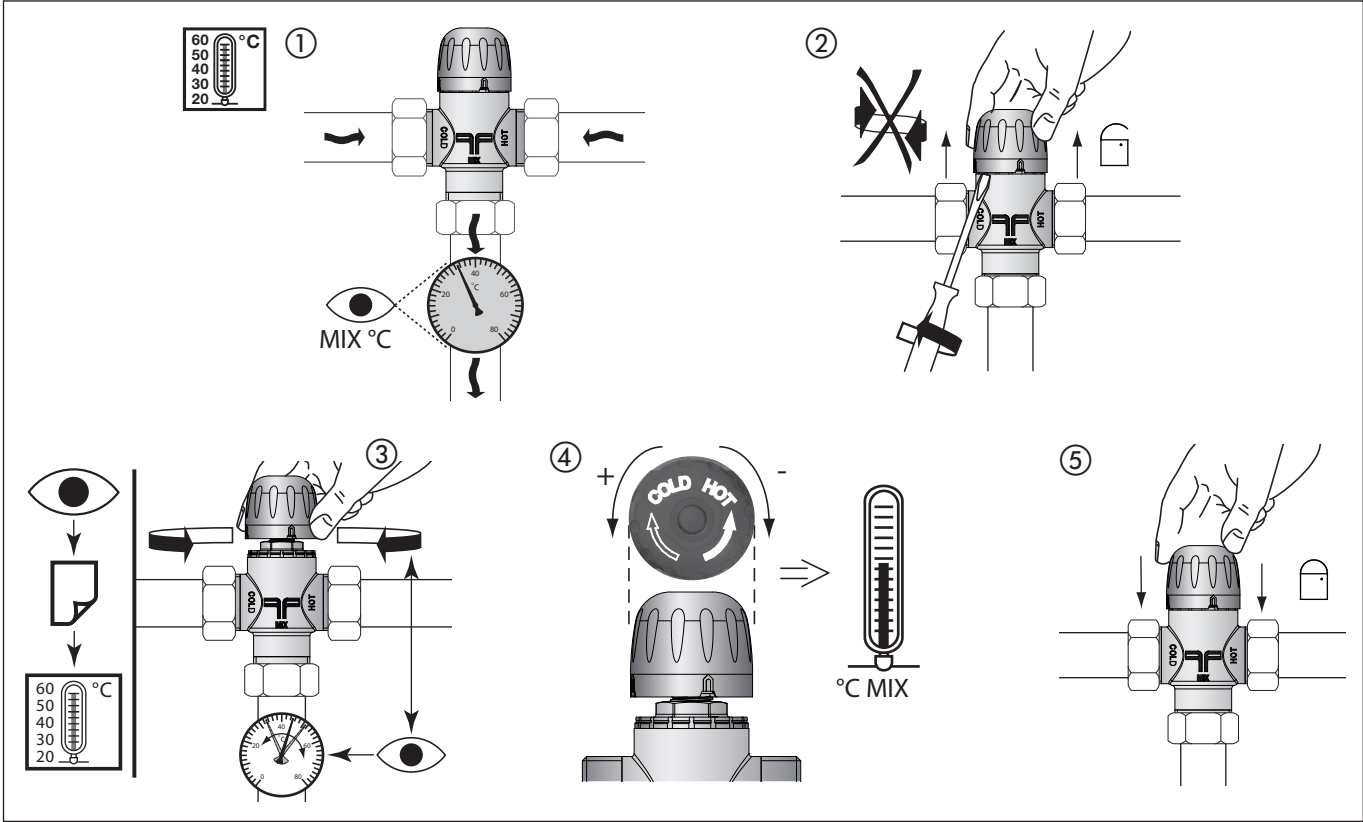


Spare parts

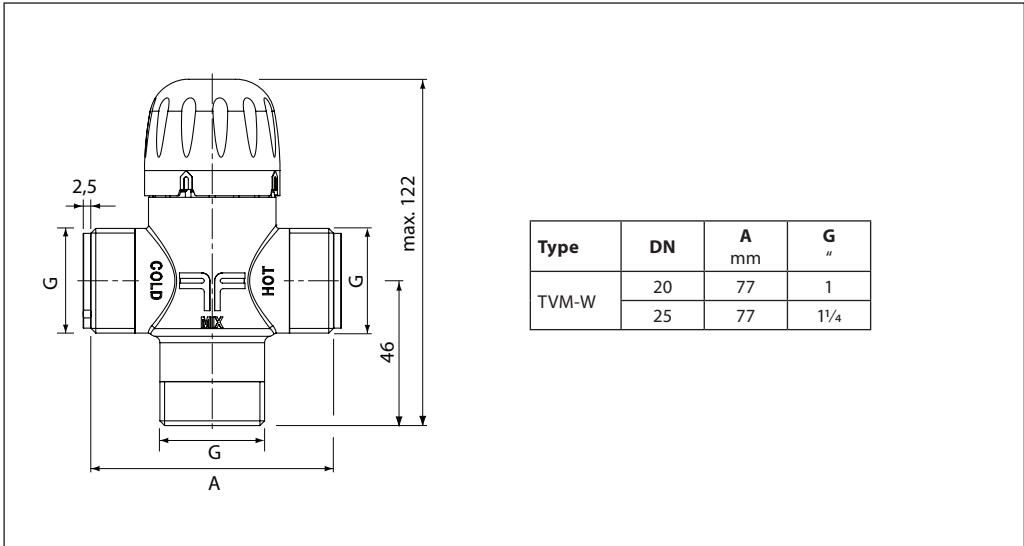
1. Non-return valve
2. Fitting set
3. Thermostatic element



Locking the presetting



Dimensions



Danfoss can accept no responsibility for possible errors in catalogues, brochures and other printed material. Danfoss reserves the right to alter its products without notice. This also applies to products already on order provided that such alterations can be made without subsequent changes being necessary in specifications already agreed. All trademarks in this material are property of the respective companies. Danfoss and the Danfoss logotype are trademarks of Danfoss A/S. All rights reserved.